

Load Test Report

Date: 4/10/2017

Test from : ireland

Query URL: <http://138.68.155.236/forums/topic/test-#{topic}/>

Started at: Mon Apr 10 2017, 05:01:21 +01:00

Finished at: Mon Apr 10 2017, 05:02:21 +01:00

Test link: <https://www.blitz.io/to#/play/result/ireland:3cc97626a7ce77bd5f3958ff17a4d816>

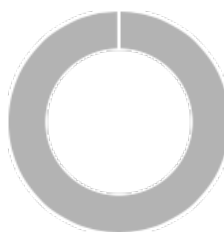
Analysis

This rush generated **28,132** successful hits in **60 seconds** and we transferred **1.45 GB** of data in and out of your app. The average hit rate of **469/second** translates to about **40,510,080** hits/day.

The average response time was **48 ms**.

You've got bigger problems, though: **0.02%** of the users during this **rush** experienced timeouts or errors!

Response Times	Test Configuration	Other Stats
Fastest: 45 ms	Region: ireland	Avg. Hits: 469 /sec
Slowest: 65 ms	Duration: 60 seconds	Transferred: 4.11 MB
Average: 48 ms	Load: 1-1000 users	Received: 1,476.50 MB



Hits **99.98%** (28132)

Errors **0.02%** (5)

Timeouts **0.00%** (0)

Hits

This rush generated **28,132** successful hits. The number of hits includes all the responses listed below. For example, if you only want **HTTP 200 OK** responses to count as Hits, then you can specify **--status 200** in your rush.

Code	Type	Description	Amount
200	HTTP	OK	28132



HTTP 200 OK **100%** (28132)

Errors

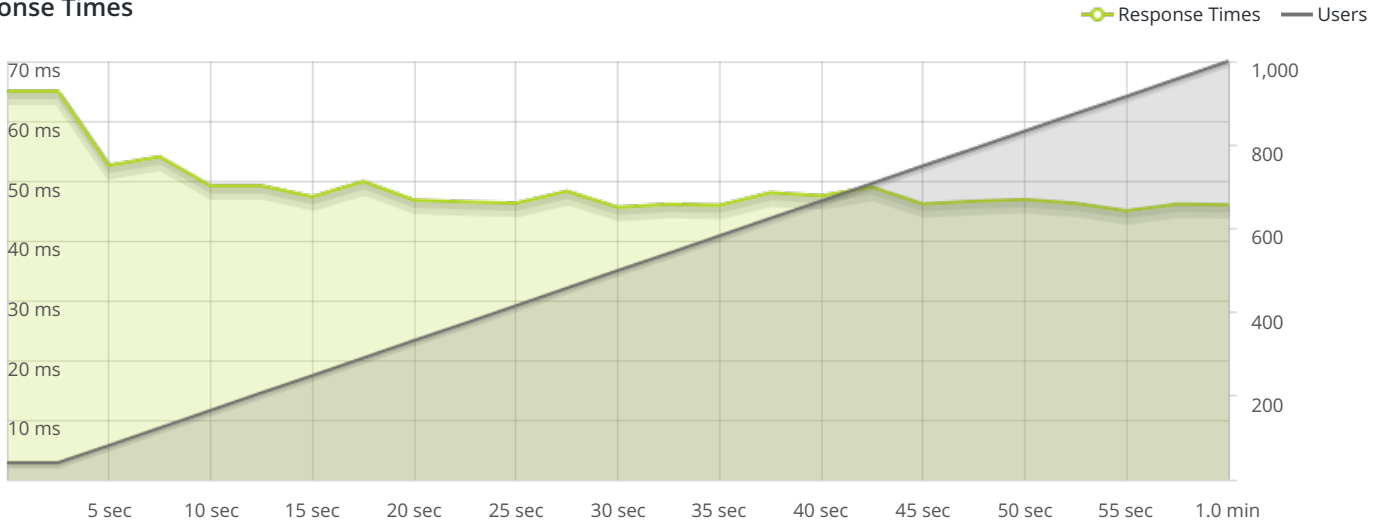
The first error happened at **22.5 seconds** into the test when the number of concurrent users was at **374**. Errors are usually caused by resource exhaustion issues, like running out of file descriptors or the connection pool size being too small (for SQL databases).

Code	Type	Description	Amount
23	TCP	Connection timeout	5



Connection timeout **100%** (5)

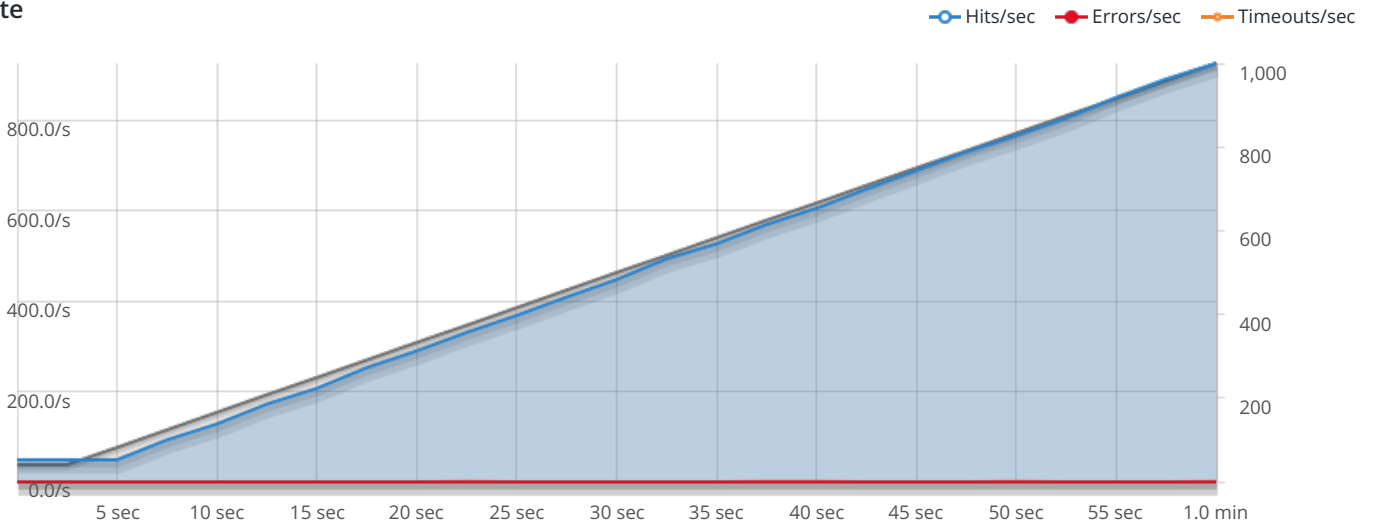
Response Times



STEP 1
Response Times

The max response time was: **64 ms @ 41 users**

Hit Rate



STEP 1
Hits/sec Errors/sec Timeouts/sec

The max hit rate was: **926 hits per second**